

Quick Start



1 Download the Nighthawk app to install your router

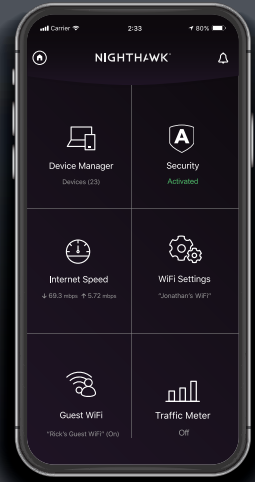
On your mobile phone, download the Nighthawk app and follow the setup instructions.



2 Secure your devices with NETGEAR Armor

Tap the **Security** icon in your Nighthawk app to verify that NETGEAR Armor™ is activated.

Your Nighthawk comes with NETGEAR Armor cybersecurity. Armor blocks online threats like hackers and phishing attempts on your devices.

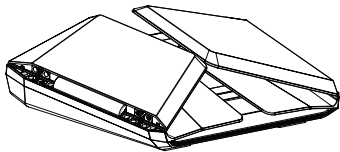


3 Do more with the app

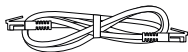
Check out everything you can do on the Nighthawk app! Run a speed test, pause the Internet, see all the connected devices, and more.

NIGHTHAWK

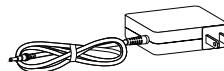
Contents



Router

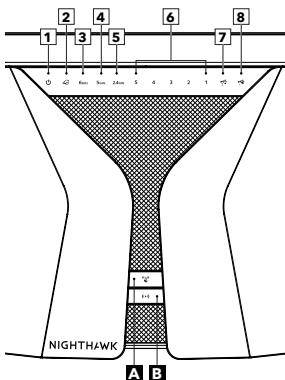


Ethernet Cable

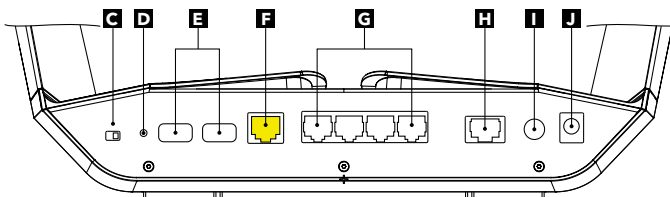


Power Adapter
(varies by region)

Overview



- 1** Power LED
- 2** Internet LED
- 3** 6 GHz WiFi LED
- 4** 5 GHz WiFi LED
- 5** 2.4 GHz WiFi LED



- 6** Ethernet Ports 1-5 LEDs
- 7** USB 2 LED
- 8** USB 1 LED
- A** WPS Button with LED
- B** WiFi On/Off Button with LED
- C** LED On/Off Switch
- D** Reset Button
- E** USB Ports 1 and 2
- F** Internet Port
- G** Ethernet Ports 1-4
- H** Multi-Gig Ethernet Port 5
- I** Power On/Off Button
- J** Power Connector

Troubleshooting

If you're having problems with the installation, try one of the following:

- Turn off your modem and router and disconnect them. Reboot your modem. Reconnect your router to your modem, and try installing with the Nighthawk app again.
- If you're still unable to install your router using the Nighthawk app, manually install it using the router web interface.
Visit <http://www.routerlogin.net> to access the router web interface.

For more information, visit netgear.com/routerhelp.

NETGEAR

NETGEAR, Inc.
350 East Plumeria Drive
San Jose, CA 95134, USA

© NETGEAR, Inc., NETGEAR and the NETGEAR Logo are trademarks of NETGEAR, Inc. Any non-NETGEAR trademarks are used for reference purposes only.

NETGEAR INTERNATIONAL LTD
Floor 1, Building 3,
University Technology Centre
Curraheen Road, Cork,
T12EF21, Ireland

December 2020



201-27480-01

Support and Community

Visit netgear.com/support to get your questions answered and access the latest downloads.

You can also check out our NETGEAR Community for helpful advice at community.netgear.com.

Regulatory and Legal

Si ce produit est vendu au Canada, vous pouvez accéder à ce document en français canadien à <https://www.netgear.com/support/download/>.
(If this product is sold in Canada, you can access this document in Canadian French at <https://www.netgear.com/support/download/>.)

For regulatory compliance information including the EU Declaration of Conformity, visit <https://www.netgear.com/about/regulatory/>.

See the regulatory compliance document before connecting the power supply. For NETGEAR's Privacy Policy, visit <https://www.netgear.com/about/privacy-policy>.

By using this device, you are agreeing to NETGEAR's Terms and Conditions at <https://www.netgear.com/about/terms-and-conditions>. If you do not agree, return the device to your place of purchase within your return period.

For 6 GHz devices, only use this device indoors: The operation of this device is prohibited on oil platforms, cars, trains, boats, and aircraft, except that operation of this device is permitted in large aircraft while flying above 10,000 feet. Operation of transmitters in the 5.925-7.125 GHz band is prohibited for control of or Communications with unmanned aircraft systems.